

# **The Argentina 1935-51 Definitives**



## **Notes**

**1935 - 1944 Regular Issues Part 3**

**4**

**Antonio Rubiera**

**2008**

*The Argentina 1935-51 Definitives*

## *The Argentina 1935-51 Definitives*

Introduction .....	4
Design Review.....	5
Regular Issues .....	5
Departmental Officials .....	8
Servicio Oficial .....	11
My reference scheme .....	12
The 1E printings of the Large Format Cents Values .....	13
1E1 Specimens .....	13
1E2 Specimens .....	34
1E3 Specimens .....	43
1E4 Specimens .....	60

## **Introduction**

In these notes I serialize the work I have done to understand the Argentina 1935-51 definitives. The work shown here is incomplete and somewhat incoherent. It also has some gaps. I have opted to publish these notes now, instead of waiting an indefinite and most likely long period of time until I am able to write a cohesive and coherent book on this most complicated definitives issue.

Beginning collectors to this series encounter several stumbling blocks when deciding which stamps to acquire from this series. The first stumbling block, which applies mostly to the Scott catalogue, is that the stamps have been grouped using a scheme that is based on the major watermark types; ignoring the difference for the same watermark of the various papers. The second stumbling block, which applies mostly to the Argentinean specialized catalogues, is that the various issues have been grouped in a loosely chronological scheme that separates Argentinean papers from imported papers.

Referring repeatedly to the Argentina 1935-51 Definitives lengthens the text needlessly. From here onwards I use the descriptor Arg3551 to refer to this series. It is difficult to discuss Arg3551 without being forced to mention several aspects of a stamp: the colors, papers, gums and watermarks vary throughout the issue. For this quick guide, I state the basic aspects of each stamp, and progressively increase the complexity of the discussion until I arrive at a complete description.

These stamps were issued in denominations from ½ centavo to 20 pesos. There is a remarkable factor of 4,000 between the largest and the smallest denomination. Arg3551 was in use from October 1, 1935 to as late as 1961, by which time only one value was in postal use. Arg3551 was also issued as Departmental Officials and 'Servicio Oficial' officials. I discuss the officials in this guide. I discuss the extensive postal history of Arg3551 only for the purpose of how it can be used to identify the various printings.

There are several printings that are constrained to a single paper, or have a unique set of characteristics that make this printing most useful as a guide to a beginning collector. In this guide I use these constraining printings to describe a process by which a random sample of Arg3551 can be easily catalogued.



## The Argentina 1935-51 Definitives

### Design Review

In this section I give a brief tour of the designs, and show tables with the most significant features. These tables summarize information that I present in more detail in later sections.

### Regular Issues



Value	Scheme	Printing	Theme	Colors	In Use
1/2 c	05c	Offset	Belgrano	Purple	1935 to 1940s
1 c	1c	Offset and Typographed	Sarmiento	Orange Brown	1935 to 1950s
2 c	2c	Offset	Urquiza	Dark Brown	1935 onwards
2 1/2 c	2p5c	Offset	Braille	Dark Green	1939 to 1940s
3 c	3cSM	Offset	San Martin	Green	1935 to 1938
3 c	3cSM	Offset	San Martin	Gray	1939 to 1940s
4 c	4c	Offset	Brown	Green	1939 to 1940s
4 c	4c	Offset	Brown	Gray	1935 to 1938
3 c	3cM	Offset	Moreno	Olive Green	1943 to 1940s
5 c	5c	Offset	Moreno	Red Brown	1936 to 1938
5 c	5c	Typographed	Moreno	Red Brown	1937 to 1940
5 c	5c	Clay paper	Moreno	Red Brown	1941 to 1940s

## The Argentina 1935-51 Definitives



Value	Scheme	Printing	Theme	Colors	In Use
6 c	6c	Offset	Alberdi	Olive Green	1935 to 1940s
8 c	8c	Offset	Avellaneda	Orange	1939 to 1940s
12 c	12cBR	Offset	Mitre	Brown	1935 to 1938
12 c	12cR	Offset	Mitre	Red	1939 to 1940s
10 c	10cR	Typographed	Rivadavia	Red	1935 to 1938
10 c	10cBR	Offset and Typographed	Rivadavia	Brown	1939 to 1961
15 c	15cSC	Offset	Cattle	Blue	1936 to 1940s
20 c	20cSC	Offset and Typographed	Cattle	Blue	1951 to 1950s
20 c	20cJMG/MG	Offset	Guemes	Blue	1935 to 1942
15 c	15cMG	Offset	Guemes	Blue	1942 to 1940s
20 c	20cLC	Offset	Cattle	Greenish Blue	1942 to 1950s
25 c	25c	Offset	Agriculture	Pink Red	1936 to 1950s



## The Argentina 1935-51 Definitives



Value	Scheme	Printing	Theme	Colors	In Use
30 c	30c	Offset	Wool	Orange Brown and Yellow Brown	1936 to 1950s
1 peso	1pL	Offset	Map with boundaries	Brown and Blue	1936
1 peso	1p	Offset	Map without boundaries	Brown and Blue	1937 to 1940s
40 c	40c	Offset	Sugarcane	Purple and Reddish Purple	1936 to 1950s
50 c	50c	Offset	Oil Rig	Red and Orange	1936 to 1950s
5 pesos	5p	Offset	Iguazu	Navy Blue and Dark Green	1936 to 1950s
2 pesos	2p	Offset	Fruits	Red Brown and Blue	1936 to 1950s
10 pesos	10p	Offset	Grapes	Brown and Black	1936 to 1950s
20 pesos	20p	Offset	Cotton	Green and Brown	1936 to 1950s

*The Argentina 1935-51 Definitives*


**Departmental Officials**

There are eight overprints representing departments, or ministries of the Argentinean government. These are:







# *The Argentina 1935-51 Definitives*

M.J.I.: Justice and Public Instruction	M.M.: Navy
	
	
M.O.P.: Public Works	M.R.C.: External Relations and Culture
	
	

The two earliest papers were used for these overprints, the 1E1, in use between October 1, 1935 and all of 1936, and the 1E2, used in 1937.

1E1	1E2
	

## *The Argentina 1935-51 Definitives*

The 10cR, the Rivadavia Red value, is found in two types, as shown below.



For the 1 peso stamp without map boundaries, the overprint is found along the top or the bottom of the stamp, as shown below.





## The Argentina 1935-51 Definitives

There are 128 departmental official major issues, shown as gray boxes in the table below. There are additional color varieties for the 10c Rivadavia Red, since types I and II were each printed in dark red, and then a lighter red. The 50 centavo and 1 peso with map boundaries (1pL) are very rare used or on cover and were issued in small quantities. I will use the contraction DEPOF to refer to these officials from here onwards. The 25c DEPOF is only found on the 1E2 paper, making it an ideal stamp to study and uniquely determine this paper.

Value	Paper	M.A.	M.G.	M.H.	M.I.	M.J.I.	M.M.	M.O.P.	M.R.C.
1c	1E1								
2c	1E1								
3cGr	1E1								
5c	1E1								
5ct	1E1								
10cR-I	1E1								
10cR-II	1E1								
15cSC	1E1								
20cJMG	1E1								
20cMG	1E1								
30c	1E1								
50c	1E1								
1P top	1E1								
1P bottom	1E1								
1PL	1E1								
25c	1E2								
30c	1E2								
1P bottom	1E2								

### Servicio Oficial

There overprints replaced the departmental officials in 1937/38. There are several types of placement of the overprint relative to the stamp design and two types of overprint. The earlier type is slightly wider (12 mm) than the later type, both shown below. I discuss these in a chronological review left for later sections of this quick guide.



### **My reference scheme**

I use my own reference scheme to describe Arg3551. This reference scheme enables me to have a more complete listing of the issues. I consider it a temporary scheme until I am able to arrive at a fairly complete listing.

The scheme combines:

1. The denomination in a computer-friendly format: For example, instead of 1/2c I use 05c, and instead of 2 1/2 c, I use 2p5c.
2. Mention of the person on the stamp (optional) or name acronym: I need this naming convention for the 3 centavos stamp, which was issued with the San Martin (SM) and Mariano Moreno (M) designs. The 20c Martin Guemes was issued with (JMG) or without (MG) the middle name shown.
3. Reference to the paper if I know of more than one: There are 30c1E1, 30c1E2, etc. If the stamp was only issued on one paper, there is no need for this naming convention, as is the case for the 3cSMGr, which was only issued on the 1E1 paper.
4. An additional reference for a specific plate: This naming convention is required for the 10c Rivadavia red, with types I and II, and the 10c Rivadavia Brown, with types A and B.
5. An additional reference for a specific color: This naming convention is required for the 15c Small Format Cattle, issued in dark blue and only on the 1E1 paper, as 15cSC-D, and also issued in light blue and on a later paper, as 15cSC-L.

I mention several examples that show how my naming convention works:

1. The 8c value was issued in one design, on one paper, on one plate, and on one color. Reference: 8c.
2. The 10c Rivadavia was issued in red and a range of browns, on many papers, and on at least four plates. Example references: 10cR-I, 10cBRCL1-A.

For the 18 papers I use the following scheme:

1. The early papers with the first watermark are the 1Ex papers, with x as of this edition being 1 to 4.
2. The clay papers were printed in two groups, CL1A and CL1B in 1943; and CL2A and CL2B in the 1950s.
3. The un-watermarked papers are of two types: grid from 1945 (NGR), and opaque from approximately 1948 (NOP).
4. The paper with the second watermark is found in three types: clear (2C), diffuse (2D), and with narrow rays (2N).
5. The late papers with the first watermark are the 1Lx papers, with x as of this edition being 1 to 5.




## **The 1E printings of the Large Format Cents Values**

### ***1E1 Specimens***



### *The Argentina 1935-51 Definitives*

More than notes, these pages are an image bank for the first four watermarks. These reference images should help collectors identify specimens in their possession.






*The Argentina 1935-51 Definitives*



*The Argentina 1935-51 Definitives*





*The Argentina 1935-51 Definitives*



*The Argentina 1935-51 Definitives*





*The Argentina 1935-51 Definitives*



*The Argentina 1935-51 Definitives*





*The Argentina 1935-51 Definitives*



*The Argentina 1935-51 Definitives*





*The Argentina 1935-51 Definitives*



*The Argentina 1935-51 Definitives*





*The Argentina 1935-51 Definitives*



*The Argentina 1935-51 Definitives*





*The Argentina 1935-51 Definitives*



*The Argentina 1935-51 Definitives*






*The Argentina 1935-51 Definitives*





*The Argentina 1935-51 Definitives*





*The Argentina 1935-51 Definitives*



*The Argentina 1935-51 Definitives*






*The Argentina 1935-51 Definitives*



**1E2 Specimens**

This paper has the watermark running vertically across the stamp, whereas the 1E1 paper has the watermark running horizontally across the stamp.





*The Argentina 1935-51 Definitives*



*The Argentina 1935-51 Definitives*





*The Argentina 1935-51 Definitives*



*The Argentina 1935-51 Definitives*





*The Argentina 1935-51 Definitives*



*The Argentina 1935-51 Definitives*





*The Argentina 1935-51 Definitives*



*The Argentina 1935-51 Definitives*





**1E3 Specimens**





*The Argentina 1935-51 Definitives*





*The Argentina 1935-51 Definitives*



*The Argentina 1935-51 Definitives*





*The Argentina 1935-51 Definitives*



*The Argentina 1935-51 Definitives*





*The Argentina 1935-51 Definitives*



*The Argentina 1935-51 Definitives*





*The Argentina 1935-51 Definitives*



*The Argentina 1935-51 Definitives*





*The Argentina 1935-51 Definitives*



*The Argentina 1935-51 Definitives*





*The Argentina 1935-51 Definitives*



*The Argentina 1935-51 Definitives*





*The Argentina 1935-51 Definitives*






*The Argentina 1935-51 Definitives*





*The Argentina 1935-51 Definitives*





**1E4 Specimens**





*The Argentina 1935-51 Definitives*



*The Argentina 1935-51 Definitives*





*The Argentina 1935-51 Definitives*



*The Argentina 1935-51 Definitives*





*The Argentina 1935-51 Definitives*





*The Argentina 1935-51 Definitives*





*The Argentina 1935-51 Definitives*



